

Southern Cayuga High School

*SCHS Mission statement: The mission of Southern Cayuga High School is to create an environment that is conducive to personal and academic excellence. This will be accomplished by creating a school community that embodies the principles of being: **Safe, Respectful, Responsible, and Kind.***

2009 Regents Exam Report 2008-2009 School Report Card & Graduation Future Initiatives



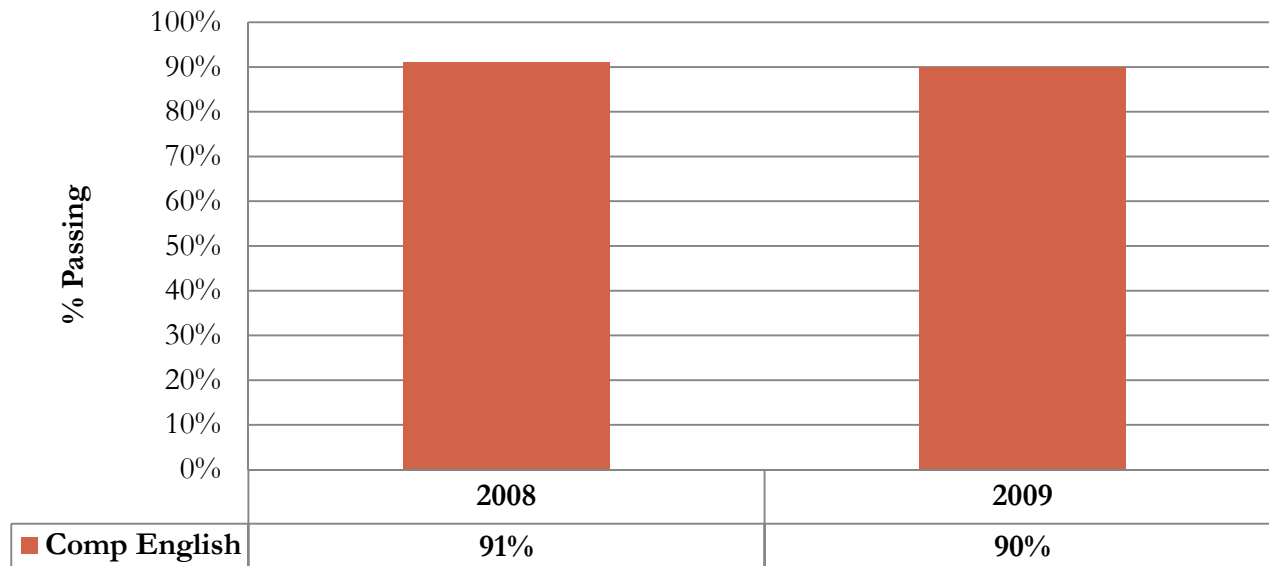
Luke A. Carnicelli, Principal
August 24, 2009

2009 Regents Results

English

Students taking exam – 58 (Passing rate: 90%)

June 2008 & 2009 ELA Regents Results

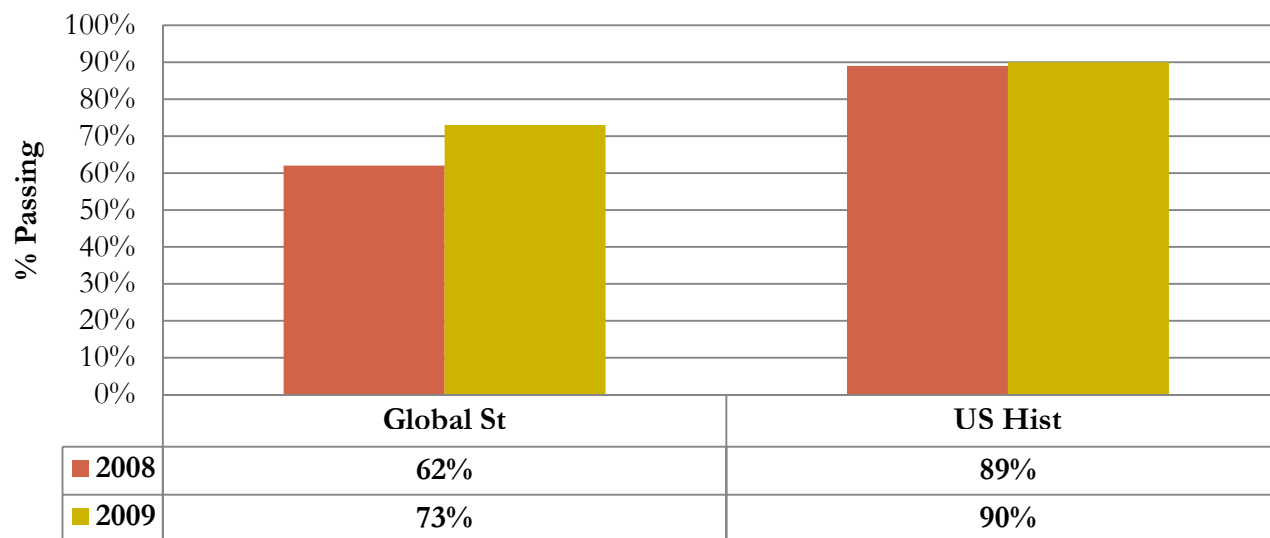


Social Studies

Students taking exam – *Global Studies: 87 (Passing rate: 73%)
US Hist: 58 (Passing rate: 90%)

*Note: 71 students were enrolled in Global 10 class during the 2008-2009 school year
80% or 57/71 passed the exam.

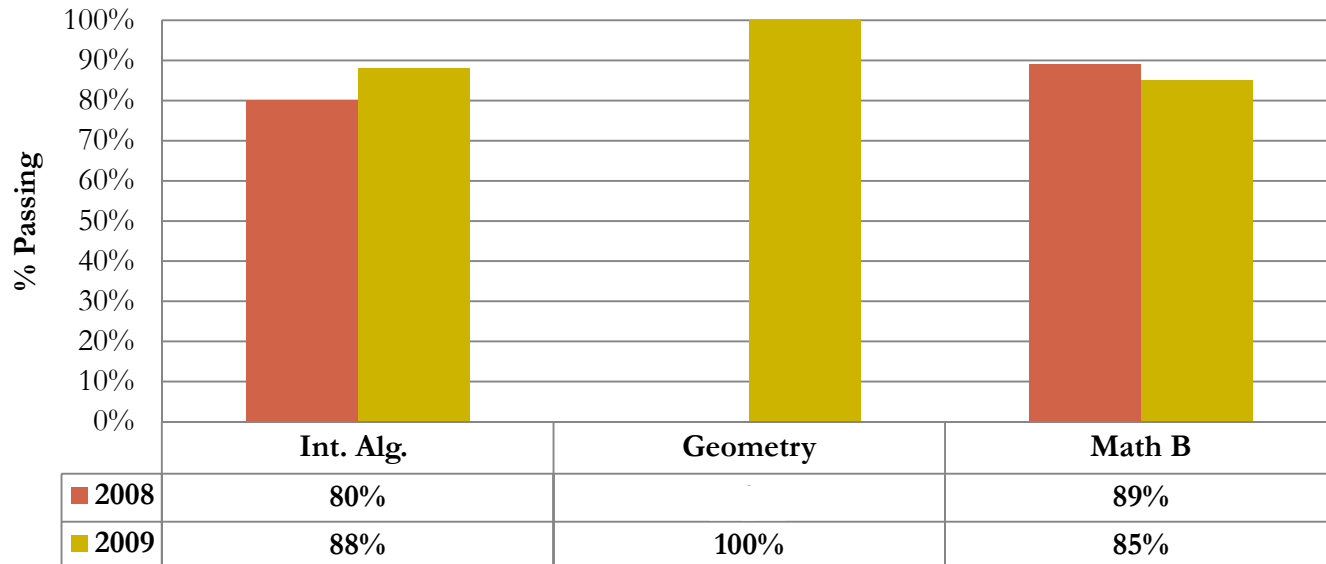
June 2008 & 2009 SS Regents Results



Math

Students taking exam – Int Alg: 74 (Passing rate: 88%)
Geometry: 37 (Passing rate: 100%)
Math B: 19 (Passing rate: 85%)

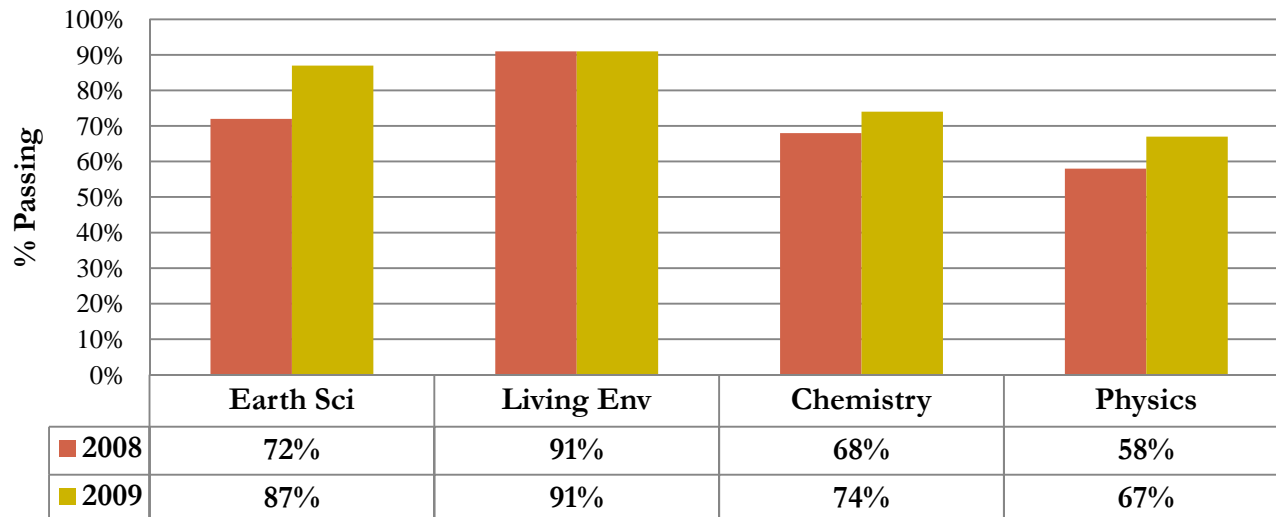
June 2008 & 2009 Math Regents Results



Science

Students taking exam – Earth Sci: 58 (Passing rate: 87%)
Living Env: 59 (Passing rate: 91%)
Chemistry: 27 (Passing rate: 74%)
Physics: 6 (Passing rate: 67%)

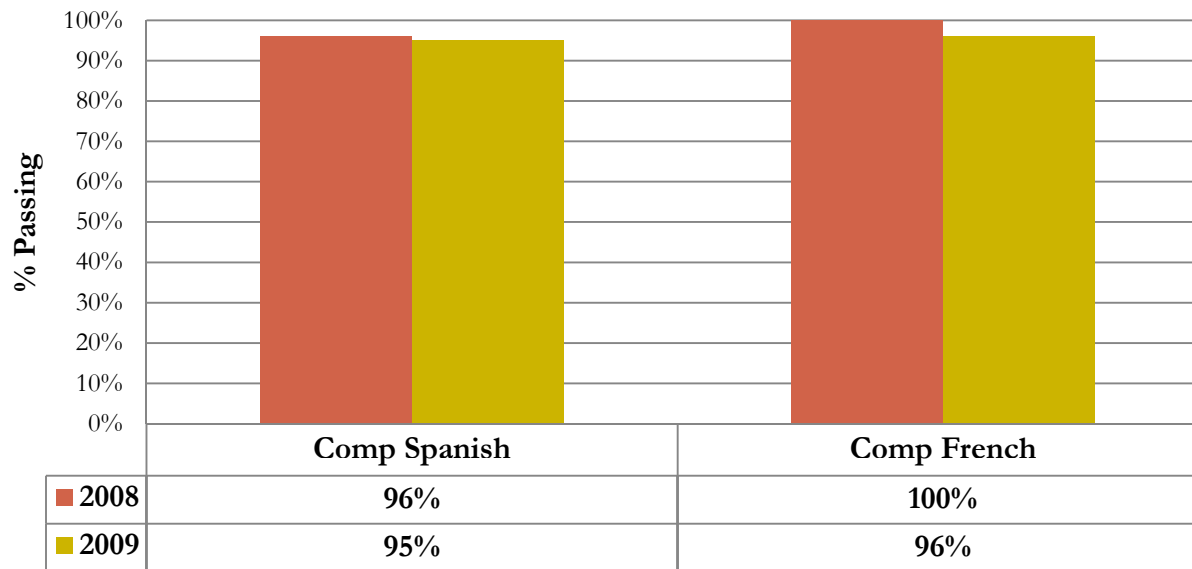
June 2008 & 2009 Science Regents Results



LOTE

Students taking exam – Spanish: 19 (Passing rate: 95%)
French: 24 (Passing rate: 96%)

June 2008 & 2009 LOTE Regents Results





2008-2009 SCHS Report Card

Section 1: School Profile

- 9-12 enrollment: 275 students
- Average class size: 19 students
- Average attendance rate: 94%

Referenced from: NYS School Report Card
<http://www.nystart.gov>

2008-2009 SCHS Report Card

Section 2: School Accountability

- How it works: Under NCLB and in NYS, accountability at the HS level is based on **ELA** and **Math** participation and performance rates as well as cohort **graduation rate**.

On which accountability measures did this school make Adequate Yearly Progress (AYP) and which groups made AYP on each measure?

Student Groups	Elementary/Middle Level			Secondary Level		
	English Language Arts	Mathematics	Science	English Language Arts	Mathematics	Graduation Rate
All Students	✓			✓	✓	✓
Ethnicity						
American Indian or Alaska Native						
Black or African American						
Hispanic or Latino						
Asian or Native Hawaiian/Other Pacific Islander						
White	✓			✓		
Multiracial						
Other Groups						
Students with Disabilities						
Limited English Proficient						
Economically Disadvantaged						
Student groups making AYP in each subject	✓ 2 of 2			✓ 2 of 2		✓ 1 of 1

2008-2009 SCHS Report Card

Section 2: School Accountability

- 2004 Cohort (88 students)/Class of 2008 (79 students)
 Graduation Rate: Students receiving a Local, Regents, or
 Advanced Regents diploma: 83%

How did students in each accountability group perform on graduation rate accountability measures?

Student Group (Cohort Count)	Graduation		Graduation Rate ¹	Objectives State Standard	Progress Target	
	AYP	Met Criterion			2008-09	2009-10
All Students (84)	✓	✓	83%	55%		
Ethnicity						
American Indian or Alaska Native (0)						

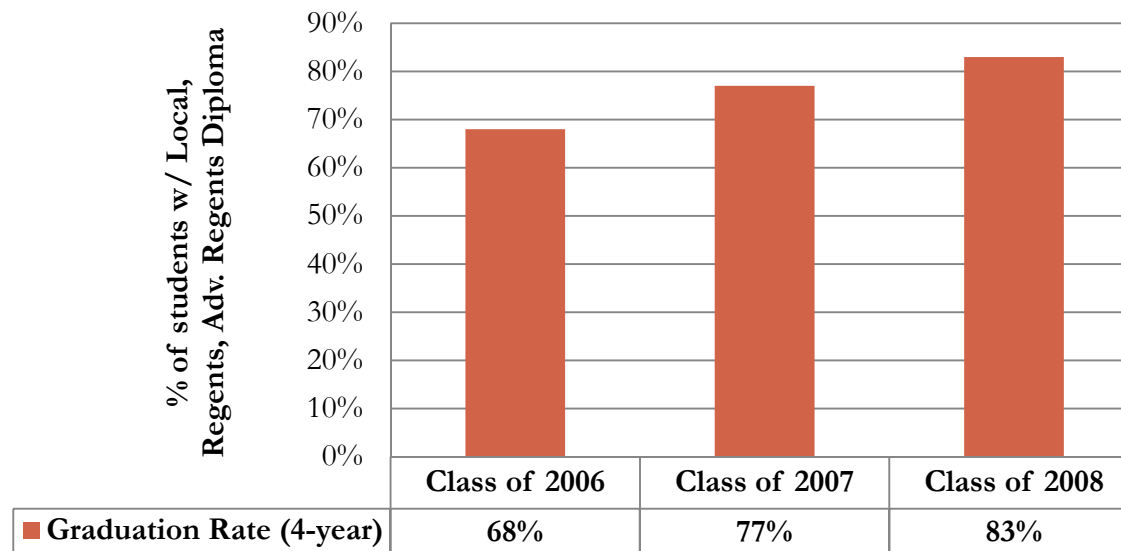
Graduation Rate Information

For a school or a district to make AYP in graduation rate, the percentage of 2004 graduation-rate total cohort members earning a local or Regents diploma by August 31, 2008 for the "All Students" group must equal or exceed the Graduation-Rate Standard or the Graduation-Rate Progress Target for 2008-09.

SCCS Graduation Data

- ◆ Class of 2006 (98), 2007 (90), & 2008 (88)
- ◆ Graduation rates are based on cohort group (upon entering 9th grade)

SCCS Graduation Rate (4-year)



Graduation Data (BOCES Region)

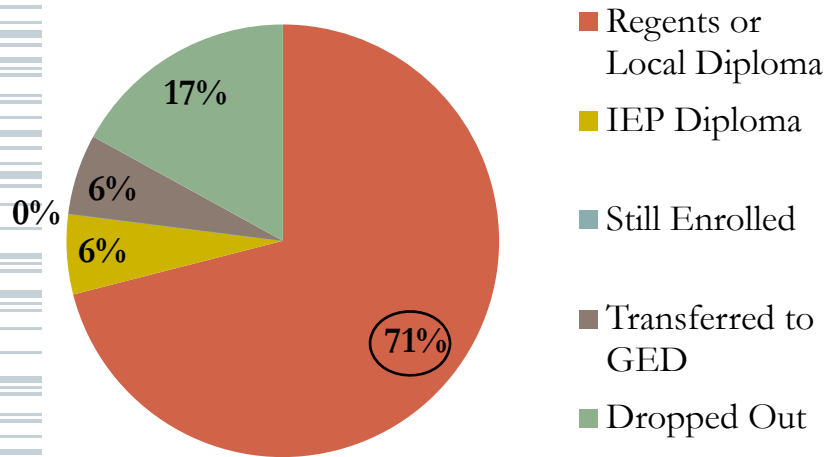
Referenced from: NYSED Graduation Data Report 6/22/09
<http://www.emsc.nysed.gov/irts/pressRelease/20090622/>

2004 Cohort (Class of 2008) County-wide comparison
Students receiving a Local, Regents, or Adv. Regents diploma

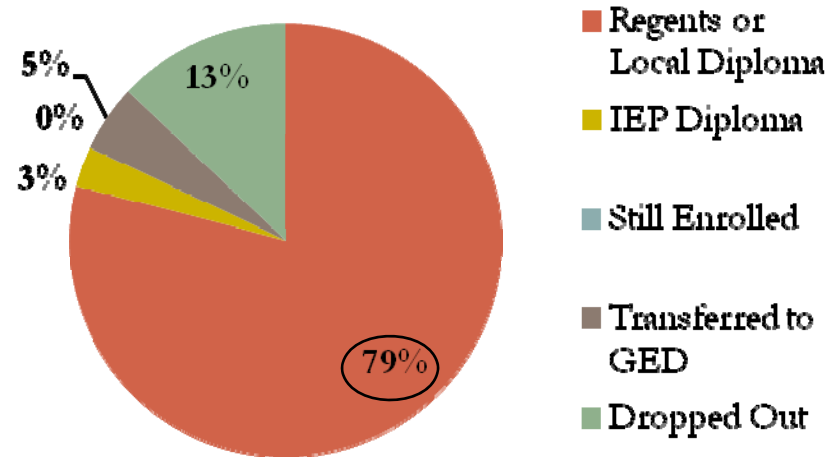
School	2004 Cohort (# of Students)	Graduation Rate (%)
Auburn	396	67
Cato	104	82
Moravia	82	72
J-E	142	74
Skaneateles	157	92
Port Bryon	89	65
Southern Cayuga	88	83
Union Springs	91	82
Weedsport	92	86

SCHS Class of '06 & Class of '07 Cohort Graduation

2002 Cohort (Class of '06)
6-Year Outcome

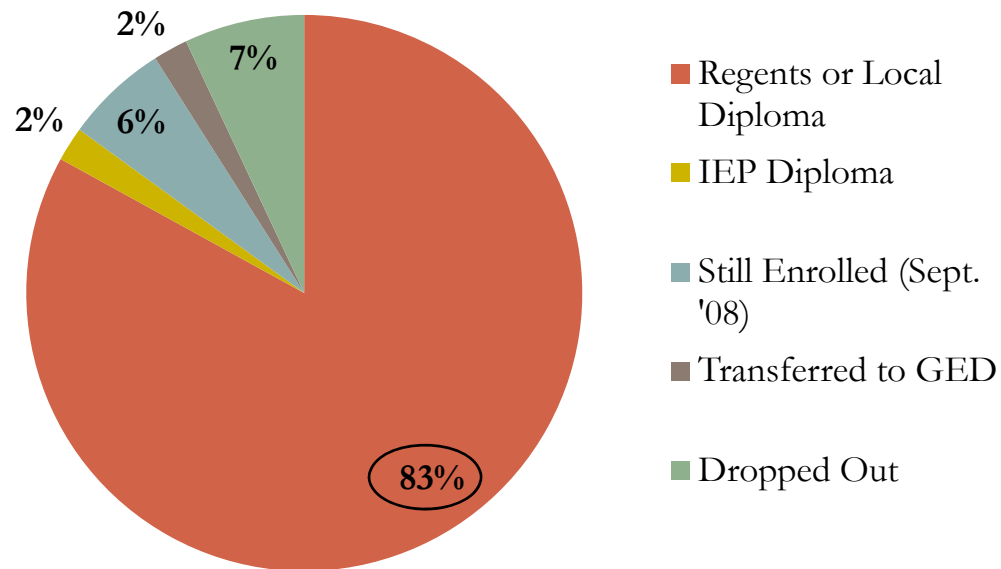


2003 Cohort (Class of '07)
5-Year Outcome



SCHS Class of '08 Cohort Graduation

2004 Cohort (Class of '08) 4-Year Outcome



What is SCHS doing to increase graduation rate?

What Successful Schools Do to Raise Graduation Rates

- **Use short diagnostic tests often during the year to check gains in the skills measured by the standards and the Regents exams. Keep reassessing to ensure that students really grasp the content.**
- **By the middle of 9th grade, the students needing intensive help get an “Advocate,” who is a teacher committed to talking with each of the 15 students in that teacher’s care *every single day.***

67

Referenced from: NYSED Graduation PPT 8/11/08

http://www.emsc.nysed.gov/irts/reportcard/2007/gradrates-0607_files/800x600/

2009-2010 SCHS Initiatives

- Student & Staff goal setting using the SMART technique
(Specific, Measurable, Accountable, Reasonable, Time Bound)
- Promote the new SCHS mission statement:
 - SCHS mission statement: *The mission of Southern Cayuga High School is to create an environment that is conducive to personal and academic excellence. This will be accomplished by creating a school community that embodies the principles of being: **Safe, Respectful, Responsible, and Kind.***
- “What you do Matters” theme continuation
(Helping students make sound academic and personal choices)
- All teachers will use web-based grading (Mygradebook)
- RTIm direct (progress-monitoring of student intervention strategies)
- Interdisciplinary/team literacy focus (use of curriculum maps & professional development days)



2009-2010 SCHS Initiatives



- SSR (silent sustained reading program) 10-min daily (8:30-8:40 am)
- Continue teacher mentoring/HS Success at the 9th grade level & as well as the addition of HSS at the 10th grade level. (Small group instruction during a common period [advisement] with a teacher mentor to assist students with necessary skills to be successful in HS)
- Senior seminar class (Partnership with Wells College)
- Consistent writing focus – Use of grade level writing rubrics
(Work completed by the district writing team)
- Increase home-school communication
(Via email, SCHS website, newsletters, daily announcements)



Southern Cayuga High School

Thank you for your time!

Questions, Comments, or Concerns?

SCHS updates can be found at:

<http://www.southerncayuga.org/High/HighIndex.htm>