

# Southern Cayuga High School

## 2008 Regents Exam Report 2006-2007 School Report Card & Graduation Future Initiatives

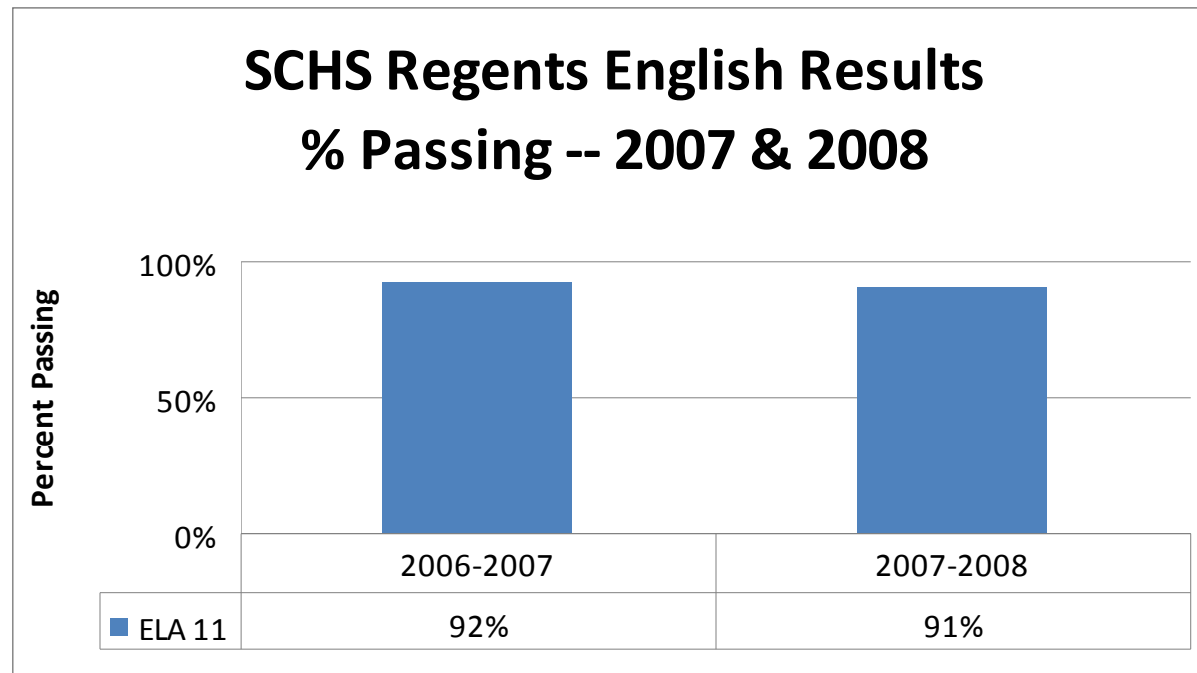
Luke A. Carnicelli, Principal  
August 18, 2008



# 2008 Regents Results

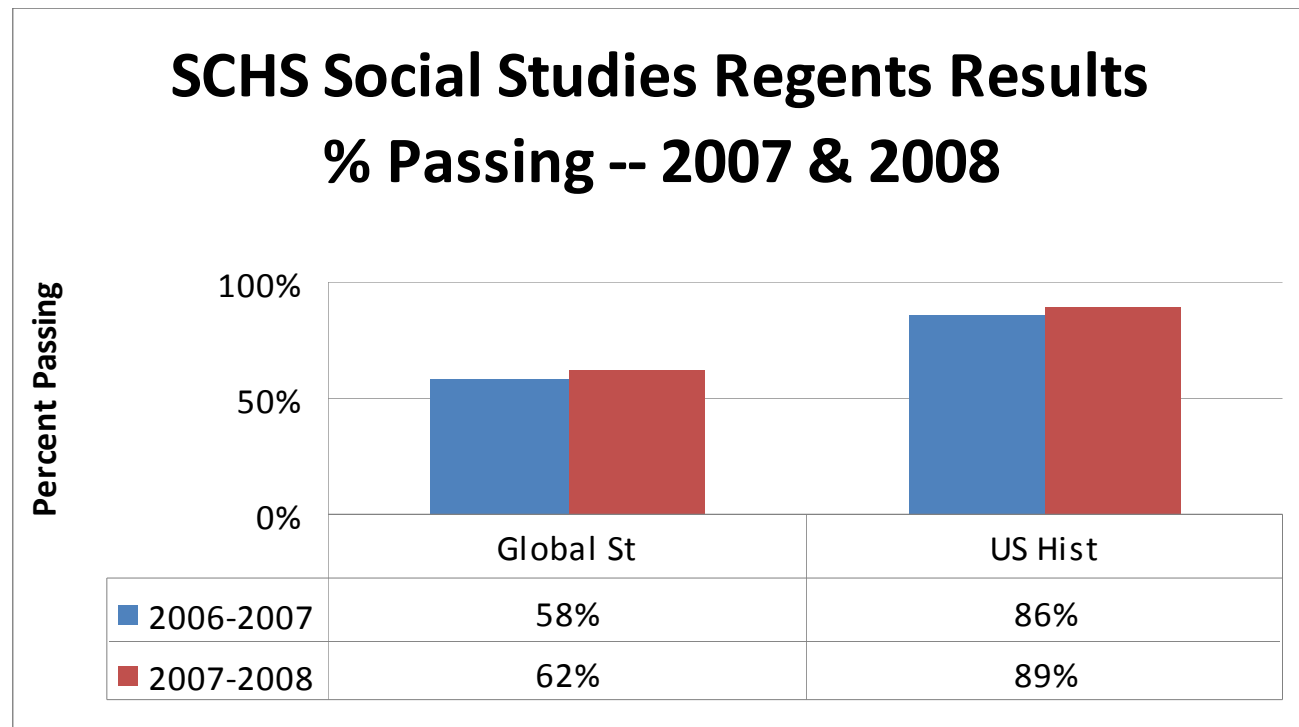
## English

Students taking exam- 67 (Passing rate: 91%)



# Social Studies

Students taking exam- Global Studies: 78 (Passing rate: 62%)  
US History: 63 (Passing rate: 89%)

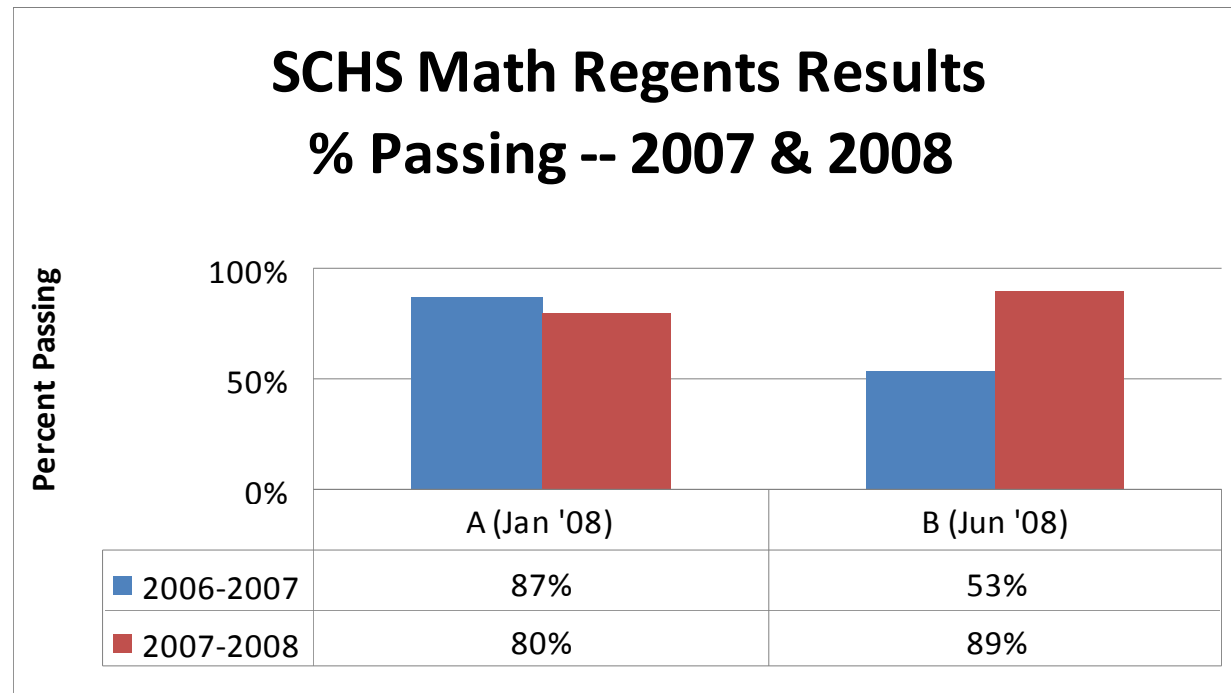


# Math

Students taking exam- Int. Algebra (gr. 8/9): 77 (Passing rate: 87%)

Math A: 74 (Passing rate: 80%)

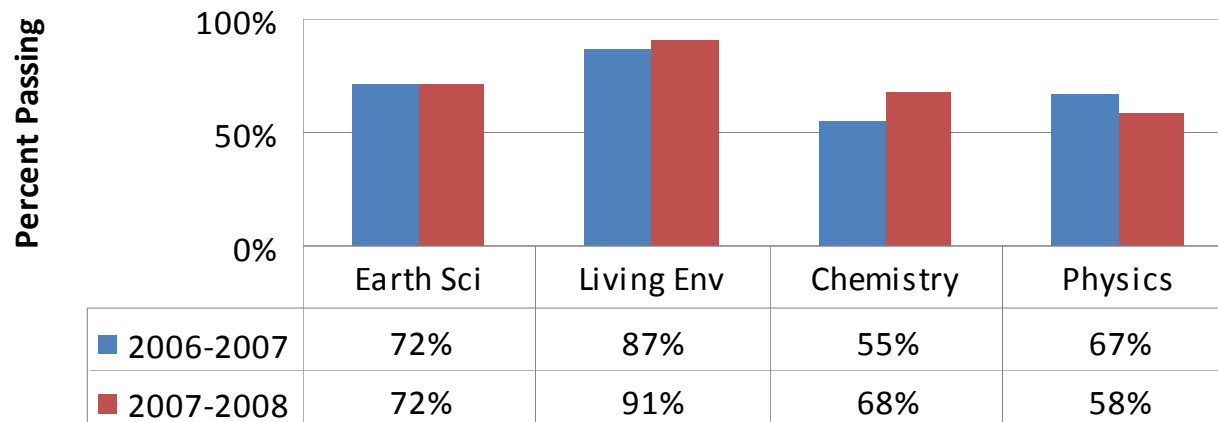
Math B: 39 (Passing rate: 89%)



# Science

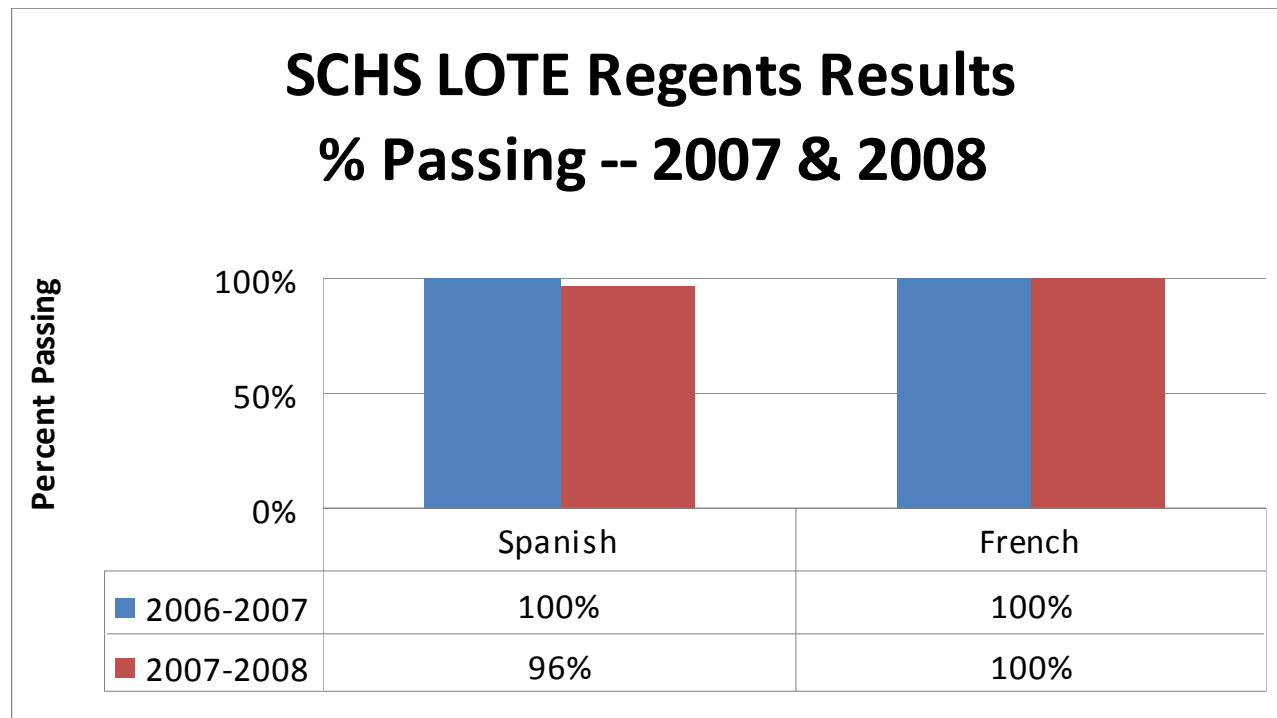
Students taking exam – Earth Sci: 61 (Passing rate: 72%),  
Living Env: 64 (Passing rate: 91%), Chemistry: 25 (Passing rate: 68%),  
Physics: 7 (Passing rate: 58%)

## SCHS Science Regents Results % Passing -- 2007 & 2008



# LOTE

Students taking exam- Spanish: 21 (Passing rate: 96%),  
French: 18 (Passing rate: 100%)





# 2006-2007 SCHS Report Card



## Section 1: School Profile

- 9-12 enrollment: 330 students
- Average class size: 19 students
- Average attendance rate: 93%

Referenced from: NYS School Report Card  
<http://www.nystart.gov>

# 2006-2007 SCHS Report Card

## Section 2: School Accountability

- How it works: Under NCLB and in NYS, accountability at the HS level is based on **ELA** and **Math** participation and performance rates as well as cohort **graduation rate**.

2

## School Accountability

School **SOUTHERN CAYUGA HIGH SCHOOL**  
School ID **05-07-01-04-0005**

District **SOUTHERN CAYUGA CENTRAL SCHOOL DISTRICT**

### Summary

**Overall Accountability Status (2007-08)**

■ **Good Standing**

**Elementary/Middle Level**

ELA

Math

Science

**Secondary Level**

ELA

Math

Graduation Rate

■ Good Standing

■ Good Standing

■ Good Standing

# 2006-2007 SCHS Report Card

## Section 2: School Accountability

- Graduation Rate: 2002 Cohort (Class of 2006) 86%
- Students receiving a Local or Regents diploma: 66%

How did students in each accountability group perform on graduation rate accountability measures?

Student Group (Cohort Count) <sup>1</sup>	Graduation		Objectives		Progress Target	
	AYP	Met Criterion	Graduation Rate <sup>2</sup>	State Standard	2006-07	2007-08
<b>All Students</b> (74)	✓	✓	86%	55%		
<b>Ethnicity</b>						
American Indian or Alaska Native (0)						

### Graduation Rate Information

For a school or a district to make AYP in graduation rate, the percentage of 2002 graduation-rate cohort members earning a local or Regents diploma by August 31, 2006 for the "All Students" group must equal or exceed the Graduation-Rate Standard or the Graduation-Rate Progress Target for 2006-07.

# Graduation Data

Referenced from: NYSED Graduation Data Report 8/11/08

<http://www.emsc.nysed.gov/irts/Cohort/2007/2003TotalCohortDistrict-August2007GradRate-released08-11-2008.pdf>

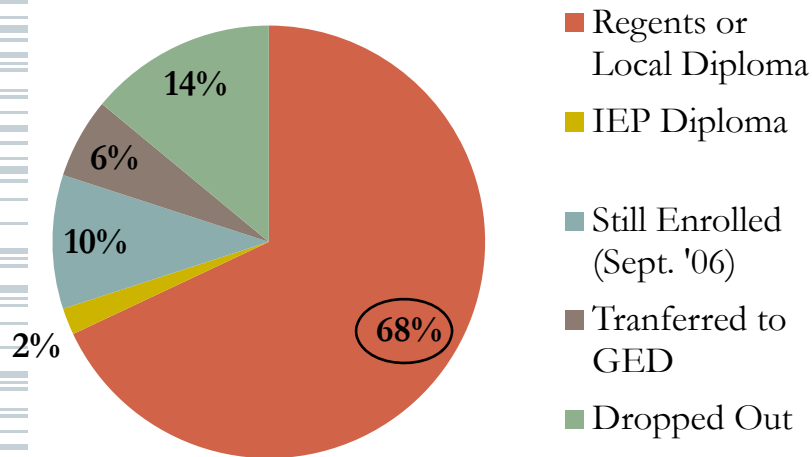
## 2003 Cohort (Class of 2007) County-wide comparison

### Students receiving a Local, or Regents diploma

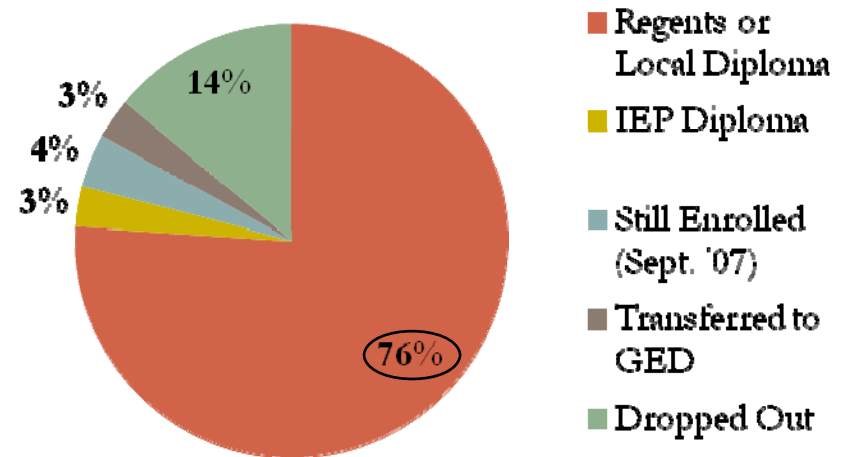
School	2003 Cohort (# of Students)	Graduation Rate (%)
Auburn	380	66
Cato	89	75
Moravia	92	71
J-E	144	67
Skaneateles	138	92
Port Bryon	93	71
<b>Southern Cayuga</b>	<b>90</b>	<b>76</b>
Union Springs	87	76
Weedsport	87	93

# SCHS Class of '06 & Class of '07 Cohort Graduation

**2002 Cohort (Class of '06)**  
98 Students: 86%



**2003 Cohort (Class of '07)**  
90 Students: 86%



Referenced from. NYSED Graduation Data Report 8/11/08

<http://www.emsc.nysed.gov/irts/Cohort/2007/2003-2002-2001TotalCohortsSchools-June-released08-11-2008.pdf>

# What is SCHS doing to increase graduation rate?

## What Successful Schools Do to Raise Graduation Rates

- **Use short diagnostic tests often during the year to check gains in the skills measured by the standards and the Regents exams. Keep reassessing to ensure that students really grasp the content.**
- **By the middle of 9th grade, the students needing intensive help get an “Advocate,” who is a teacher committed to talking with each of the 15 students in that teacher’s care *every single day.***

67

Referenced from: NYSED Graduation PPT 8/11/08

[http://www.emsc.nysed.gov/irts/reportcard/2007/gradrates-0607\\_files/800x600/](http://www.emsc.nysed.gov/irts/reportcard/2007/gradrates-0607_files/800x600/)



# 2008-2009 SCHS Initiatives



- Student & Staff goal setting using the SMART technique  
(Specific, Measurable, Accountable, Reasonable, Time Bound)
- Discipline Philosophy revision
- “What you do Matters” theme continuation  
(Helping students make sound academic and personal choices)
- Web-based grading (Mygradebook)
- RTI (Student intervention strategies)
- Interdisciplinary literacy focus (7-12 self study findings)
- Teacher mentoring/HS Success at the 9<sup>th</sup> grade level  
(Small group instruction during a common period [advisement] with a teacher mentor to assist students with necessary skills to be successful in HS)
- Increase home-school communication  
(Focus on email and the Internet as modes)



# Southern Cayuga High School

Thank you for your time!

Questions, Comments, or Concerns?

SCHS updates can be found at:

<http://www.southerncayuga.org/High/HighIndex.htm>