



PRE - K NEWS



Emily Howland UPK
SCCS

Welcome Letter

Mrs. Metcalf's Classroom

MetcalfJ@SouthernCayuga.org

Welcome to Pre-K!

Hi! I'm Mrs. Metcalf

Teaching is an absolute passion of mine! I am so excited to work with you and your *child*. We are going to have a year full of fun, *learning*, and lots of *adventures* !

Preparing for Pre-K...

This can be an exciting and nervous time of year

Looking ahead to our Supplies:

Your child will need the following supplies:

1. Backpack – large enough to accommodate a full size folder, sneakers, and maybe a lunch box- no wheels please.
*(Take-Home Folders are provided by the classroom.)
2. Baby wipes & a box of gallon size ziplock bags
3. Cooking/snack fee of \$5/month. This will be collected in September and January (\$25 each- may be paid in full \$50 ☺)
4. Lunch box (if needed)
5. A **small** rest/nap blanket (Comparable to a small bath towel-must fit inside backpack. No pillows or stuffed animals please. Items will be provided if needed.)
6. A change of clothes in case of an emergency. All items should be placed in a Ziploc bag labeled with child's name.
If possible, sneakers are the best bet for safety
7. - A small family picture (to fit into a name tag)
A small individual picture
(the picture will not be returned)

September 4th – Meet your Pre-K teachers at open house throughout the school day. ☺
{First Pre-K day - Thursday 9/5}

I am excited to meet, or reconnect, with your family!

Enjoy your summer and see you soon!

(A welcome letter to your child will be sent in August☺)

We are **very fortunate** to have Ms. Moscato with us in UPK again! ☺

In my years as a preschool teacher and as a parent of two children, I have learned that the single best thing we as parents can do to prepare children for preschool is to help them to develop their independence and resilience. The rest will follow in time.

Let's get into the activities; they are so much simpler than you think!

1. Play Games

Simple, right?

Children learn so much from playing. In preparation for pre-k, and life in general, it is so helpful if you can take the time to play games regularly with your children. This could mean board games, card games or ball games. It doesn't matter what the game is, as long as your child is playing with other people.

When you are playing these games regularly, please, *please* make sure that you don't let your child win all the time. It is a subtle way of teaching resilience.

2. Share Attention

Teach your child that they need to share attention, whether this is with their siblings and cousins or with other adults within the home. Don't let your child demand your attention immediately if you are doing something else.

They are soon going to be in an environment with many other children and it will be necessary for them to learn to wait their turn.

3. Attend Storytimes, playgroups, or daycare

Before starting preschool, playgroups are the closest thing to replicate a preschool environment. Think of it as a soft introduction: there are many other children to play with, toys to share and games to win and lose. It's great if your child has already had some practice sitting calmly and attentively in a story time situation.

4. Introduce Routines and Consistency

Your child will be expected to follow the routines at pre-k. When your child starts pre-k, you will need a set routine at home too - to ensure you are able to get them ready in the morning without eternal chaos - in addition to having a set bedtime. It's so helpful if you can start introducing your child to not only the concept of routines but some of the routines that will be required at preschool.

Some important routines to start with are: eating at the table, washing our hands before eating and addressing toileting needs independently.

5. Develop Self-Help Skills

Once attending pre-k, you will be surprised at how much independence your little one develops - and how quickly. To help prepare them, allow them some independence at home through teaching self-help skills.

For example, your child should be able to dress themselves and blow their own nose.

6. Make and Accept Changes

As with everyone, children have different levels of tolerance for accepting change. Change can be extremely positive and it helps if you set this frame of mind at home.

To help your children build this resilience you can change things in your home; for example, rearrange the furniture in the toy room.

7. Get Your Child to Help Tidy Up and Pack Away at Home

Once you start this you'll be left wondering why you didn't try it sooner. Children really do like to be helpful - let them!

Teach your child that they need to be responsible for their own possessions and that they are expected to leave things as they find them. Your child will be helping tidy up and pack away at preschool and it really supports us if you reinforce this expectation at home.

8. Enhance their Confidence and Language Ability

Ensure your child is taking every opportunity to expand their lexicon and getting better at expressing themselves and communicating what they would like to do or have, as well as asking questions - asking questions is a fantastic way for them to learn and reinforce an inquisitive nature.

9. Reinforce Enjoyment of the Simple Things

Give your child time to enjoy him or herself without expensive toys. For example, a box can be a great play thing that will assist your child to expand their imagination, rather than simply a video game.

Adapted from an article originally appearing www.TicTacTeach.com.


Emily Howland Elementary School



Dear Kindergarten Families,

Welcome to the exciting world of Kindergarten! We look forward to meeting you on Wednesday, September 4, 2019, for our **Kindergarten Orientation Day**. When you stop into school for this event, sometime between 9:30-2:30, please bring the following supplies with you for your child's Kindergarten classroom:

- 5 boxes of 24 Crayola crayons
- 10 glue sticks
- Ziploc bags:
 - BOYS- 1 box GALLON size
 - GIRLS- 1 box SANDWICH size
- 1 large container of antibacterial wipes



In kindergarten, we share all classroom supplies. Your contribution will be added to our "general" supply. We will request additional supplies, as necessary, throughout the year. There is no need to label any of these supplies.

Your student will need a beach towel for "quiet time". This towel should be labeled with your child's first and last name. They will also need a backpack. Please be sure that the backpack is large enough to carry a 2 pocket folder, sneakers as well as any additional daily items they need. (Be sure that the backpack does not have wheels!)



Sincerely,
The Kindergarten Teachers

**Southern Cayuga Central School District
Emily Howland Elementary School
2018-2019 First Grade**

Here is a list of supplies your child will need in First Grade. Your effort spent acquiring these school tools is sincerely appreciated. We look forward to working with your child and you!

- **1 box of crayons** (preferably Crayola, 24 count)
- **1 pair of children's Fiskar pointed scissors**
- **1 full sized clipboard**
- **1 book bag**
- **1 container of disinfecting wipes**
- **1 box of ziploc bags** (If your child is in Dean's room or Colton's room please bring GALLON SIZE. If you are in Lopez, please bring QUART or SANDWICH size)

We will be using headphones in the classroom regularly with our books on tape and ipads. If you would like your student to have their own set of headphones, please feel free to send a pair in. A good brand is Kids Gear, which are about \$18 on Amazon.

Have a great summer!

The First Grade Team

Emily Howland Elementary School

Dear Parents and New Second Graders,

Welcome to second grade! The second grade teachers are making lots of plans for the upcoming year and are looking forward to sharing many neat opportunities and new experiences with you. We'll be reading books, writing stories, learning how to solve math problems, and finding out about interesting people, places, and things.

In order to be prepared for all the great things we do in second grade, you will need to bring the following items:

- ✓ 2 packs of #2 pencils
- ✓ 1 small box of crayons (24 count is great)
- ✓ 2 glue sticks or liquid glue
- ✓ 1 small box for your supplies that will fit in desk
- ✓ 1 small package of napkins
- ✓ Scissors
- ✓ One pack of colored pencils
- ✓ **one simple, nutritious snack for yourself daily**
- ✓ Your best smile and attitude
- ✓ PLEASE no Trapper-Keepers or binders
- ✓ PLEASE no rolling backpacks



This supply list will be on file at Wal-Mart and Staples if you misplace this paper.

We hope that you have a wonderful summer vacation! We can't wait to see you and begin a new year together in September!

Second Grade Teachers

Third Grade Supply List

Dear Students and Families-

Welcome to third grade! We look forward to working with you next school year. It will be a year full of learning and fun! Below, you will find the school supply list. **Throughout the school year, we may request additional supplies as needed.** Thank you very much for your support and contributions! Have a fabulous summer!

-The Third Grade Teachers

- 2 boxes yellow #2 pencils, preferably Fort Ticonderoga
- 1 pack of glue sticks
- 1 pack of markers **or** colored pencils
- Clorox wipes
- NO 3 ring binders please

Optional Items

- 1 box of gallon or sandwich size Ziploc bags
- 1 box of plastic spoons
- 1 pack of lined paper
- Napkins



4th Grade Supply List 2019-2020 Emily Howland @ SCCS

Dear Families,

We are so excited for this upcoming school year! We have many fun activities planned, and in order to be prepared, we ask that you bring in the following supplies on the first day of school:

- 2 packs of lined loose-leaf paper
- Colored pencils
- Highlighters (any color)
- A pair of scissors
- Pencils and pens
- Sharpener
- Pencil pouch or box
- Earbuds or headphones
- 2-3 glue sticks

- Other supplies needed for Science throughout the year that you may donate:
 - Lysol wipes
 - Plastic Ziploc bags - any size
 - Cardboard cereal boxes
 - Newspaper
 - Paper towels

ALSO, bring a strong desire to learn, a big smile, and a positive attitude! We look forward to seeing you on the first day of school. We hope that you have an enjoyable and safe summer.

Sincerely,

The Fourth Grade Team

Emily Howland Elementary School

5th Grade Supply List

2019-2020

ELA:

- 1 package loose-leaf paper

Math:

Science/SS:

- 1 Graphing notebook


Organizational Supplies:

- 1 accordion folder with 4-6 pockets (can be vertical or horizontal)
- 1 cloth pencil pouch

Supplies for inside your pencil pouch:

- 1 hand pencil sharpener
- 1 pair of scissors
- 1 highlighter
- Pencils (will need to be replaced throughout the year)
- Colored pencils (12 or less)

Looking forward to seeing you all in September!



Emily Howland Elementary School 6th grade Supply List

2019 – 2020

To Be Used for All Classes

1. Plastic Expandable File/Accordian Folder for Homework

2. Pencil Pouch with:

- pencils
- set of colored pencils
- glue stick
- 4 different colored highlighters
- scissors




ELA

2 x 2 inch Post it Notes
(2 packages)



Math

1 subject notebook



*If you'd like: TI-30X IIS Scientific Calculator
(for use at home in grades 6 - 8)*

Science

1 subject notebook

Social Studies

1 subject notebook